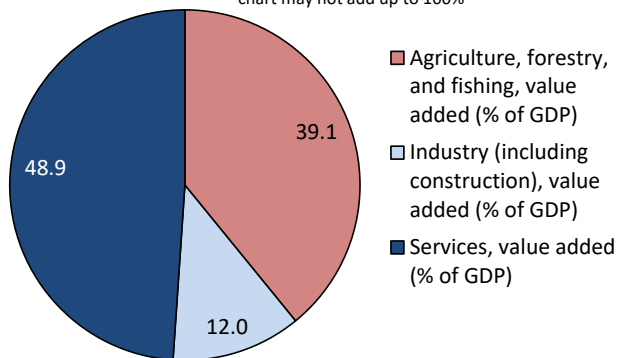


Economic Overview

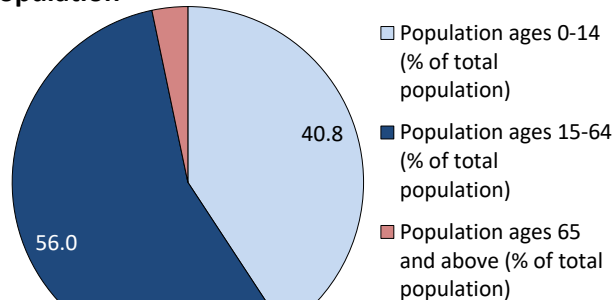
Nominal GDP (\$US bn)~	3.0
Real annual GDP Growth (%)~	-3.0
GDP per capita (\$US)~	646.3
Annual inflation rate (%)~	17.0
Unemployment rate (%)~	-
Fiscal balance (% of GDP)~	-2.8
Current account balance (% of GDP)~	-18.1

Share of GDP*

Due to the method of estimating value added, pie chart may not add up to 100%



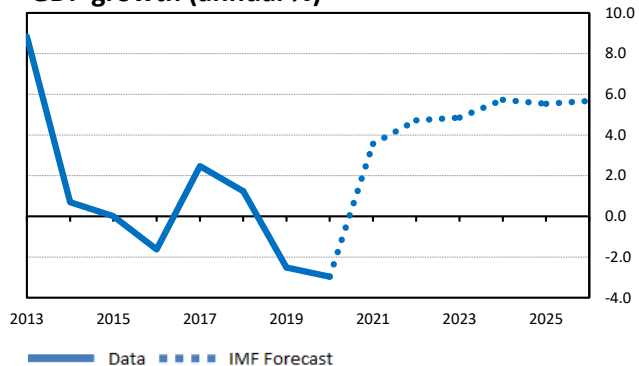
Population*



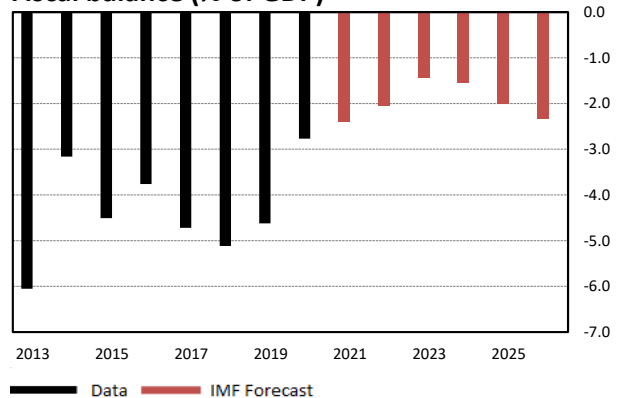
World Bank Ease of Doing Business ranking 2020

Afghanistan	173
Guinea-Bissau	174
Liberia	175
Syria	176
Angola	177
<i>1 is the best, 189 is the worst</i>	UK rank is 8

GDP growth (annual %)~

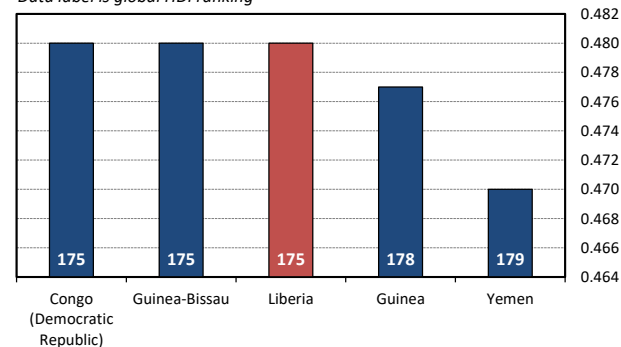


Fiscal balance (% of GDP)~

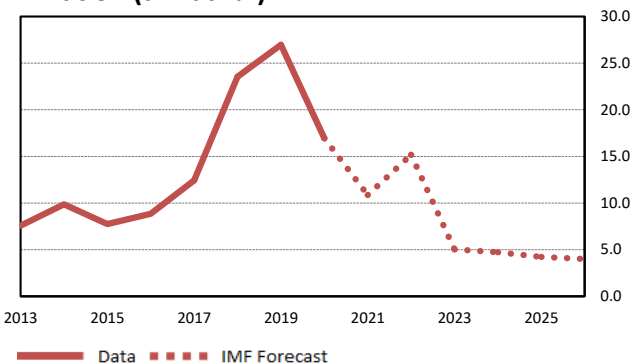


Human Development Index (1= highly developed, 0= undeveloped)

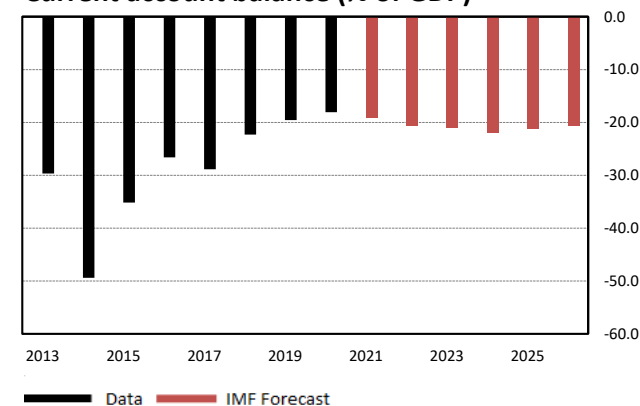
Data label is global HDI ranking



Inflation (annual %)~

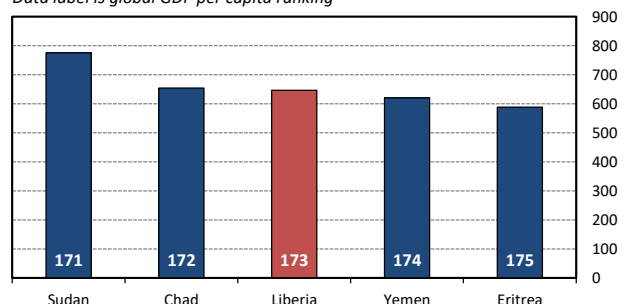


Current account balance (% of GDP)~



GDP per capita (\$US)~

Data label is global GDP per capita ranking



Macroeconomy		Population		Trade & Investment	
Real annual GDP growth (%)~	-3.0	Population (millions)~	4.69	Current account balance (% of GDP)~	-18.1
GDP at Purchasing Power Parity (\$US bn)~	7.3	Population growth rate (% change)~	2.514	Current account balance (\$US bn)~	-0.5
GDP at Purchasing Power Parity per capita (\$)~	1,557.0	Urban population (%)	51.6	Total exports of goods and services (\$US bn)	0.5
GDP at PPP as a share of world (%)~	0.0	Development		Total imports of goods and services (\$US bn)	1.1
Government Finance		Human Capital Index score for 2020 (min 0, max 1)~	0.32	Exports of goods to UK (£m)	1
General government net debt (% of GDP)~	61.1	Human Development Index (min 0, max 1)*	0.48	Imports of goods from UK (£m)	8
General government gross debt (% of GDP)~	61.8	Life expectancy at birth (years)*	63.7	Exports of services to UK (£m)	3
Fiscal balance (% of GDP)~	-2.8	Literacy rates (%)*	48.3	Imports of services from UK (£m)	63
General government revenue (% of GDP)~	29.9	Income inequality (equality 0, inequality 100)*	35.3	Exports + imports as share of GDP (%)	54.8
General government expenditure (% of GDP)~	32.7	Internet users (% population)*	8.0	Inward direct investment flow (\$US bn)*	0.1
Current health expenditure (% of GDP)*	6.7	Net aid received per capita (\$US)*	121.0	Inward direct investment stocks (\$US bn)*	8.9
Public education expenditure (% of GDP)*	2.6	Doing Business ranking (best 1, worst 189)	175	Emissions & Environment	
Military expenditure (% of GDP)*	0.5	Infant mortality (per 1,000 live births)	62.2	CO ₂ emissions per capita (tonnes)*	0.3
Foreign Exchange reserves (\$US bn)*	0.3	Fertility Rate*	4.32	Pump price for petrol (\$US per litre)*	0.80
Energy		Personal remittances (% of GDP)	11.28	Energy use per capita (kg of oil equivalent)*	-
Oil production (thousand barrels per day)	-	Net ODA received (% of GNI)	21.98	Food imports (% share of goods imports)*	-
Gas production (bn cubic metres per year)	-	Poverty headcount ratio at \$1.90 per day*	44.40	Forest area (% of land area)*	79.7
Net energy imports (% of energy use)*	-	Poverty headcount ratio at \$3.20 per day*	75.60	Agricultural land (% of land area)*	20.3

Forecast and comparison with other countries/territories

Indicator	Value			Global Ranking (1-185)			Comparator countries/territories in 2020
	2020	2021 forecast	2026 forecast	2020	2021 forecast	2026 forecast	
Population (million)	4.7	4.8	5.4	120	119	117	Below Central African Rep, Above Congo, Rep <i>UK rank is 21</i>
Nominal GDP (\$US bn)	3.0	3.4	4.4	158	156	155	Below Djibouti, Above Burundi <i>UK rank is 5</i>
GDP/capita (\$US)	646	700	880	173	172	170	Below Low Income Economy Average (\$810.1) <i>UK rank is 22</i>
Real annual GDP growth (%)	-3.0	3.6	5.7	70	96	20	Below Low Income Economy Average (4%) <i>UK rank is 161</i>
General government gross debt (% of GDP)	61.8	57.0	49.0	All data externally sourced from the IMF World Economic Outlook, World Bank WDI Database, NATO, BP Statistical Review of World Energy, UNCTAD statistics, ONS UK Balance of Payments and UN International Human Development Indicators. Factsheets for 185 countries and a detailed sources page can be found on the Economics Unit SharePoint (FCDO users only): https://www.gov.uk/government/collections/fco-economic-factsheets			
Fiscal balance (% of GDP)	-2.8	-2.4	-2.3				
Annual inflation rate (%)	17.0	10.9	4.0				
Unemployment rate (%)	-	-	-				

